

Suzhou Talesun Solar Technologies Co., Ltd.	Technical Specifications	
Installation Manual Australia	SPEC.NO.	
	REVISION	
	EFFECTIVE DATE	
	1	5

INDEX

Suzhou Talesun Solar Technologies Co., Ltd.	Technical Specifications	
Installation Manual Australia	SPEC.NO.	
	REVISION	
	EFFECTIVE DATE	
		2

✧

✧

✧

✧

✧

✧

✧

✧

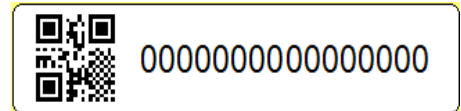
Suzhou Talesun Solar Technologies Co., Ltd.	Technical Specifications	
Installation Manual Australia	SPEC.NO.	
	REVISION	
	EFFECTIVE DATE	
	5	

◇

◇

◇

◇



◇

◇

◇

◇

◇

◇

◇

◇

◇

◇



Suzhou Talesun Solar Technologies Co., Ltd.	Technical Specifications	
Installation Manual Australia	SPEC.NO.	
	REVISION	
	EFFECTIVE DATE	
		4

◇

◇

◇

◇

◇

◇

◇

◇

◇

Suzhou Talesun Solar Technologies Co., Ltd.	Technical Specifications	
Installation Manual Australia	SPEC.NO.	
	REVISION	
	EFFECTIVE DATE	
	5	

◇
◇
◇

◇

◇ Do not install or use modules in areas that may be exposed to strong corrosive substances, such as salt,

◇

◇

◇

◇

◇

◇

◇

◇

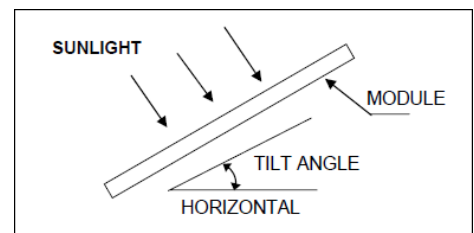
◇

◇

◇

◇

◇



Installation Manual

Suzhou Talesun Solar Technologies Co., Ltd.	Technical Specifications	
Installation Manual Australia	SPEC.NO.	
	REVISION	
	EFFECTIVE DATE	
		7

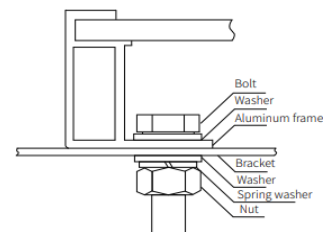
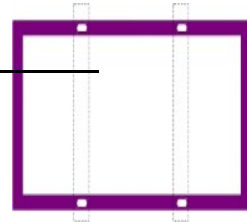


safety factor $\gamma_m=1,5$

Installation Mode	Module Type	pitch(mm)			Load Design value	Installation legend	Screw legend
		A	B	C			
Insatall with A or B holes Guide rail vertical long side of module;	TP6F60M				+ 3600Pa - 1600Pa		
	TP6F72M						
	TP6L72M						
	TP6L60M						
	TP7F60M						
	TP7F66M						
	TP7F72M						
	TP7G72M						
TP7F78M							

Insatall with A or B holes


Guide rail vertical long side
of module;

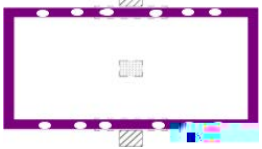
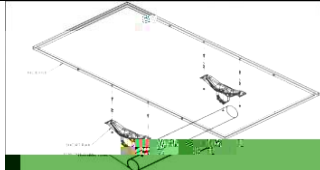


Suzhou Talesun Solar Technologies Co., Ltd

Address: No. 1 Talesun Road, Changkun Industrial Park, Shajiabang Town, Changshu, Suzhou, Jiangsu Province, 215542, P.R.China

Suzhou Talesun Solar Technologies Co., Ltd.		Technical Specifications	
Installation Manual Australia		SPEC.NO.	
		REVISION	
		EFFECTIVE DATE	
		8	

Install with the A or B holes Guide rail parallel long side of module	TD6G60M			/	+ 3600Pa - 1600Pa		
	TD6I 60M						
	TD6I 72M						
	TD7G54M						
	TD7G60M						
	TD7G66M						
	TD7G72M						
	TD7G78M						
	TD8G54M						
	TD8G60M						
	TD8G66M						
	TP7G72M						
	TP7G54M						
	TM7G54M						
TM7G72M							

Install with the C mounting hole and short rail, the shaft is vertically on the long side of module	TP6L60M TP6L72M TD6I 60M TD6I 72M				+ 1600P a - 1600P a		
Install with the C&B mounting holes and supplemental rail, the shaft is vertically on the long side of module	TP7F60M TP7F66M TP7F72M TP7G72M TD7G66M TD7G60M TD7G72M TN7F60M TN7F72M TM7G72M						

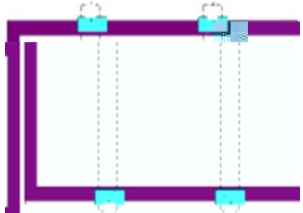
- ◇
- ◇
- ◇
- ◇
- ◇
- ◇

≧

Suzhou Talesun Solar Technologies Co., Ltd.	Technical Specifications	
Installation Manual Australia	SPEC.NO.	
	REVISION	
	EFFECTIVE DATE	

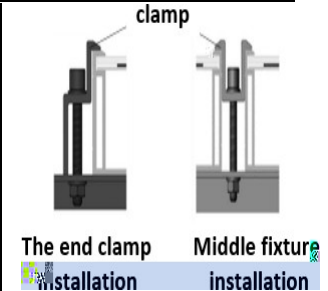

- ◇
- ◇
- ◇
- ◇
- ◇
- ◇
- ◇


γ

Installation Mode	Module Type	A(mm)	B(mm)	Load	Installation legend	Clamping legend
				Design value		
Long-side fixture installation, the mounting rail is vertical to the long	TP6F60M			+		
	TP6F72M					
	TP6L72M					
	TP6L60M					
	TP7F60M					
	TP7F66M					
	TP7F72M					
	TP7G72M					
	TP7F78M					
	TP7F54M					
	TP8F54M					
	TP8F60M					
	TP8F66M					

Suzhou Talesun Solar Technologies Co., Ltd

Suzhou Talesun Solar Technologies Co., Ltd.		Technical Specifications	
Installation Manual Australia		SPEC.NO.	
		REVISION	
		EFFECTIVE DATE	
		1	

side of module	TP7F54M (FEATHER)			+		
	TN7F54M					
	TN7F60M					
	TN7F72M					
Long-side fixture installation, the installation guide rail is	TP6G60M			+		
	TP6G72M					
	TD6G72M					
	TD6G60M					
	TD6I72M					
	TD6I60M					

parallel to the long side of module	TD7G78M			+		
	TD7G60M					
	TD7G72M					
	TD7G66M					
	TD7G54M					
	TD8G54M					
	TD8G60M					
	TD8G66M					
	TP7G54M					
	TP7G72M					
	TM7G54M					
	TM7G60M					
Short side fixture installation, the installation rail is vertical to the long side of module	TP7F54M/ TP7F54M(FEATHER)			+		
	TN7F54M					

✧

Suzhou Talesun Solar Technologies Co., Ltd.	Technical Specifications	
Installation Manual Australia	SPEC.NO.	
	REVISION	
	EFFECTIVE DATE	
	1	5

✧

✧

✧

✧

✧

✧

✧

✧

✧

✧

✧

✧

✧

Suzhou Talesun Solar Technologies Co., Ltd

Address: No. 1 Talesun Road, Changkun Industrial Park, Shajiabang Town, Changshu, Suzhou, Jiangsu Province, 215542, P.R.China

Suzhou Talesun Solar Technologies Co., Ltd.	Technical Specifications	
Installation Manual Australia	SPEC.NO.	
	REVISION	

Tr06T7e i.53.s3aet (6 (er.5464Tjo (24Tf9e) 4.910

Suzhou Talesun Solar Technologies Co., Ltd.	Technical Specifications	
Installation Manual Australia	SPEC.NO.	
	REVISION	
	EFFECTIVE DATE	
	1	

Install with mounting holes

1. The existing but unused mounting holes on the assembly can be used to install the grounding device. Align the grounding clip with the frame mounting hole. Use the grounding bolt to pass through the grounding clip and frame. Put the toothed gasket on the other side and tighten the lock nut. Pass the grounding wire through the grounding clamp. The material and size of the grounding wire shall meet the requirements of relevant

Suzhou Talesun Solar Technologies Co., Ltd.	Technical Specifications	
Installation Manual Australia	SPEC.NO.	
	REVISION	
	EFFECTIVE DATE	
		14

◇

◇

◇

◇

◇

◇

◇

CHINA

1# Talesun Road, Shajiabang, Changshu, Jiangsu Province, P.R. China 215542

Email: sales@talesun.com/marketing@talesun.com

Web: www.talessun.com

Sales Hotline: +86 400 885 1098

TEL: +86 512 8235 5888

FAX: +86 512 8235 5588

JAPAN

6F, 3-22-1, Toranomon, Minato-ku, Tokyo, Japan (105-0001)

Email: japan@talesun.com

Web: www.talessun.com/?jp

T: +03 5733 3498

F: +03 34341515

USA

25 METRO DRIVE, Suite 228, San Jose, CA, 95 110 USA..

Email: sales@talesun.com

Tel: (408) 638-7627

Fax: (408) 642-1279

UK

Talesun Energy UK Ltd. 42, Upper Berkeley Street, London, W1H5PW United Kingdom
Suzhou Talesun Solar Technologies Co., Ltd

Address: No. 1 Talesun Road, Changkun Industrial Park, Shajiabang Town, Changshu, Suzhou, Jiangsu Province, 215542, P.R.China

Suzhou Talesun Solar Technologies Co., Ltd.	Technical Specifications	
Installation Manual Australia	SPEC.NO.	
	REVISION	
	EFFECTIVE DATE	
	1	

Email: projects@talesunenergy.com

Web: www.talesun-eu.com

Tel: +44 (0)20 3752 6516

GERMANY

Central Tower Munich, Landsberger Strasse 110, 80339 Munich, Germany

Email: info@talesunenergy.com

Web: www.talesun-eu.com

T: +49(0)89- 189 177-0

F: +49(0)89-189-177-499

THAILAND

Thai-China Industrial Park in Rayong,

Email: Marketing.hq@talesun.com

TEL: +86 512 8235 5258

FRANCE

2405, Route des Dolines-06560 SophiaAntipolis-France

Email: Sales@talesun.com

TEL: +33 489 82 92 78